

Annapolis High School - Biology Data Review

Mei-Hui Wang, Ph.D., Psychometrician
Kristy Pence Mildenerger, Research Specialist
Christopher Grandieri, Research Specialist
Instructional Data Division, AACPS
October 2014

Questions

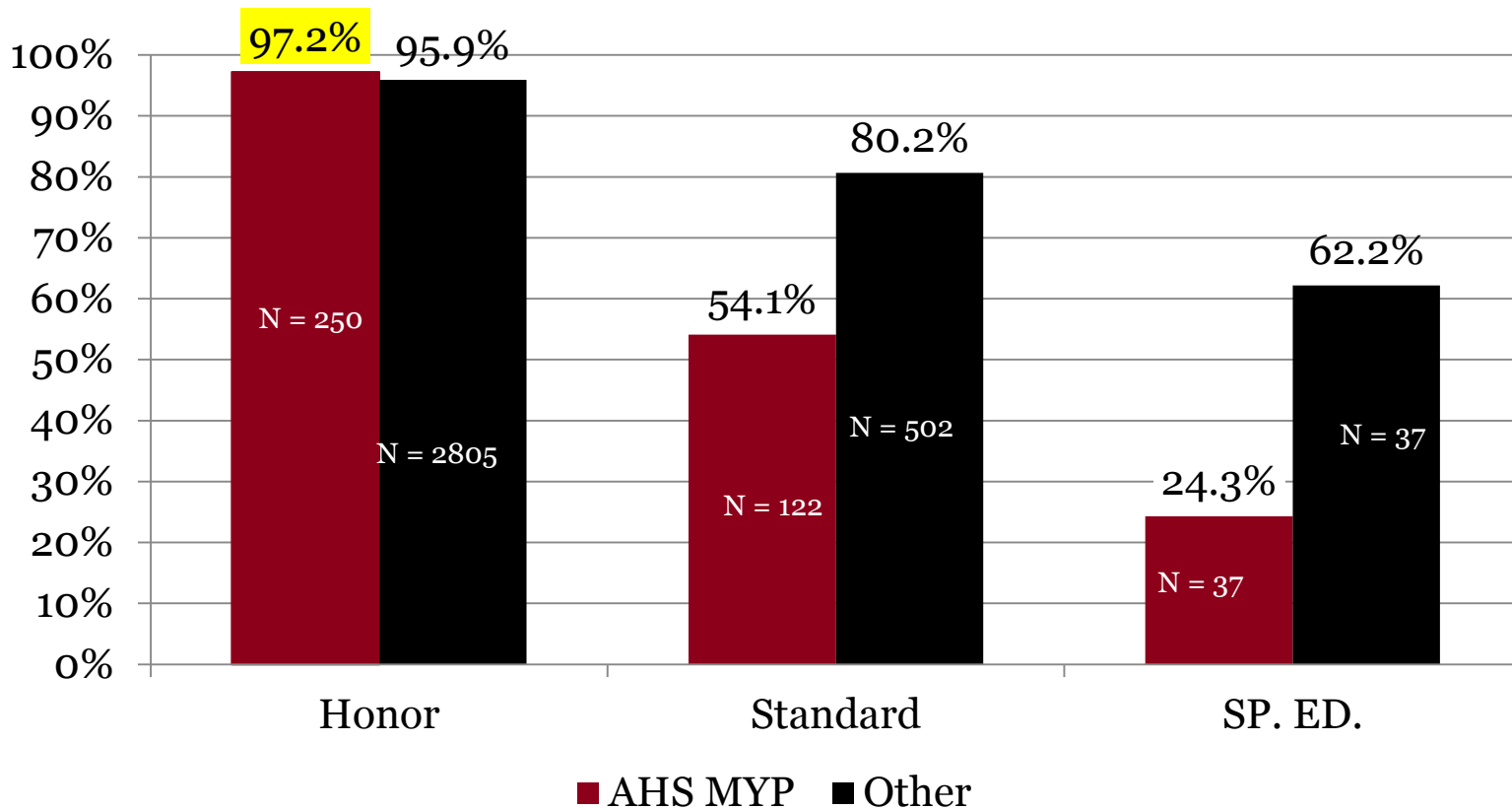
- Did the Annapolis High School (AHS) Honors Biology Middle Year Program (MYP) negatively affect higher achieving students' performance on HSA Biology?
- Did placing AHS Standard qualification or Special Education students in MYP Honors Biology positively affect their performance on HSA Biology?
- Did MYP Honors Biology help students to take more advanced science courses after they completed the Biology course?
- Did Standard Biology students' performance on HSA Biology change after MYP Honors was implemented?

Note

- MYP Honors was only offered to first-time Grade 9 non-English Language Learner (non-ELL) students.
- Students were identified as having a Honors, Standard, or Special Education qualification in order to compare MYP Honors students to similar peer groups.

Disaggregated by Biology Qualification and Course Type, Comparing **First-Time** G9 Students' Performance on 2013-14 Biology HSA

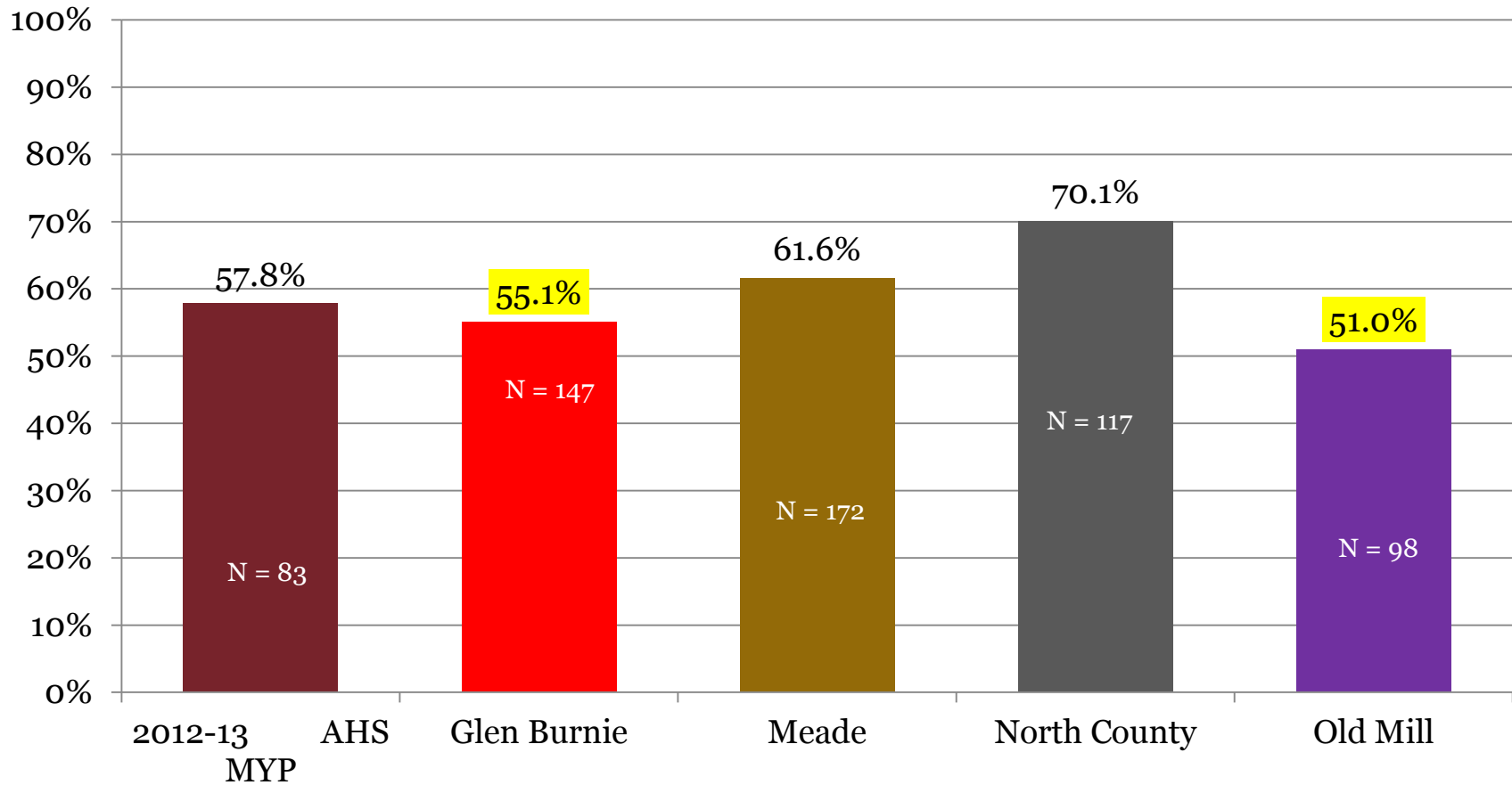
HSA Passing Rate



AHS Honor Qualification Students Outperformed Their Counterparts.

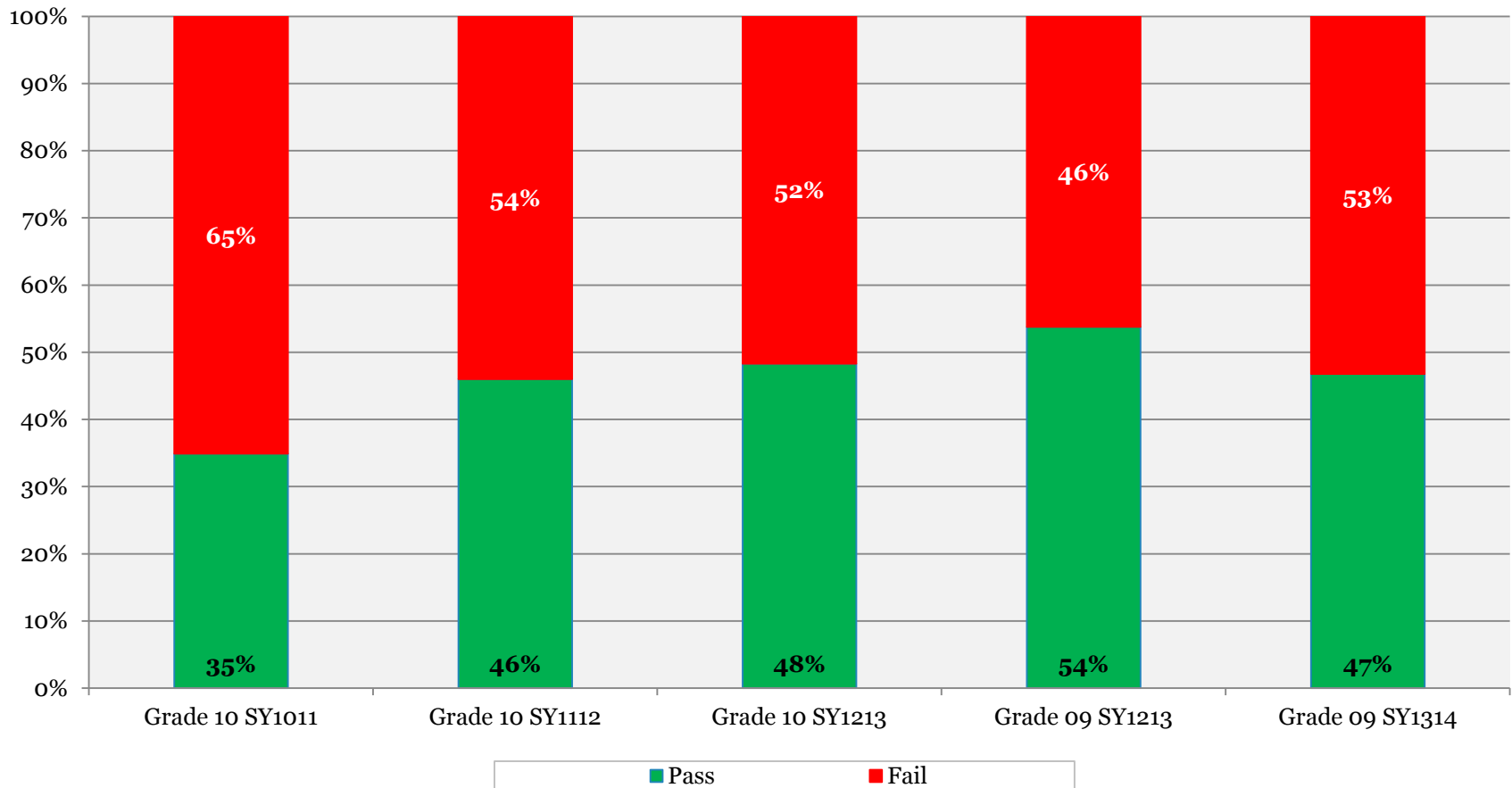
2012-13 & 2013-14 Biology HSA Comparison for 2012-13 First-Time Grade 9 Standard Qualification Students - By Selected Schools

HSA Passing Rate – Standard Qualification



AHS Standard Qualification Students Outperformed Glen Burnie and Old Mill Standard Students on Biology HSA.

Annapolis High School HSA Biology Performance of Standard Biology Students



Includes 9th grade repeaters. Only includes Standard level Biology students who took HSA while enrolled in Biology course.

Annapolis High School

Course Selection count for MYP Honors students (2012-13 and 2013-14) and Control group (2011-12 and 2012-13)

Course	Control Group			MYP Honors		
	10 th Grade	11 th Grade	12 th Grade*	9 th Grade	10 th Grade	11 th Grade**
AP Environmental Sci		4	1			1
Biology	240	32	5	15	16	1
Chemistry	8	53	3	2	47	2
Earth/Space	18	48	24	2	60	36
Environmental Sci		17	28	7	56	1
H Biology				248	1	
H Chemistry	5	18			40	1
H Zoology		9	4		2	2
Human Physiology					3	4
Oceanography	2	9	10	1	6	15
Physics		1				7

Includes 9th and 10th grade repeaters that passed Biology and Honors Biology respectively. Includes Standard and Special Education flagged Biology students. Control group was the students who took Biology in their 10th grade year. Student can be duplicate counted if they took more than one science course in a year. Semester one data was used. Both the Control Group and the Honors for All group used two years of student data for all but 11th Grade Honors for All students.

* Has reduced numbers due to attrition

** Has reduced number due to only one year of students in 11th grade

Annapolis High School

Course Selection percent for MYP Honors students (2012-13 and 2013-14) and Control group (2011-12 and 2012-13)

	Control Group			Honors for All		
	10 th Grade	11 th Grade	12 th Grade*	9 th Grade	10 th Grade	11 th Grade**
AP Environmental Sci		1.9%	1.1%			1.3%
Biology	86.0%	15.5%	5.7%	5.4%	6.6%	1.3%
Chemistry	2.9%	25.6%	3.4%	0.7%	19.4%	2.6%
Earth/Space	6.5%	23.2%	27.3%	0.7%	24.8%	46.2%
Environmental Sci		8.2%	31.8%	2.5%	23.1%	1.3%
H Biology				88.6%	0.4%	
H Chemistry	1.8%	8.7%			16.5%	1.3%
H Zoology		4.3%	4.5%		0.8%	2.6%
Human Physiology					1.2%	5.1%
Oceanography	0.7%	4.3%	11.4%	0.4%	2.5%	19.2%
Physics		0.5%				9.0%

Includes 9th and 10th grade repeaters that passed Biology and Honors Biology respectively. Includes Standard and Special Education flagged Biology students. Control group was the students who took Biology in their 10th grade year. Student can be duplicate counted if they took more than one science course in a year. Semester one data was used. Both the Control Group and the Honors for All group used two years of student data for all but 11th Grade Honors for All students.

* Has reduced numbers due to attrition

** Has reduced number due to only one year of students in 11th grade

Summary

- The AHS MYP Honors
 - ✓ have no negative effects on Honors qualification students' performance on HSA Biology,
 - ✓ have positive impacts on 2012-13 Standard qualification students when compared with their counterparts at Old Mill and Glen Burnie high schools,
 - ✓ have no positive impacts on 2012-13 Standard qualification students when compared with their counterparts at Meade and North County high schools,
 - ✓ have no negative effects on Standard Biology students' performance on HSA Biology,
 - ✓ have positive impact on enrollment in Honors Chemistry classes when compared with their similar non-MYP students.